

# PAPER TOWEL & SOAP DISPENSERS NON- TOILET ROOM APPLICATION

H2-109



SUTTER HEALTH - PHYSICAL ACCESS COMPLIANCE

H2 Number

AUTHOR: BILL ZELLMER

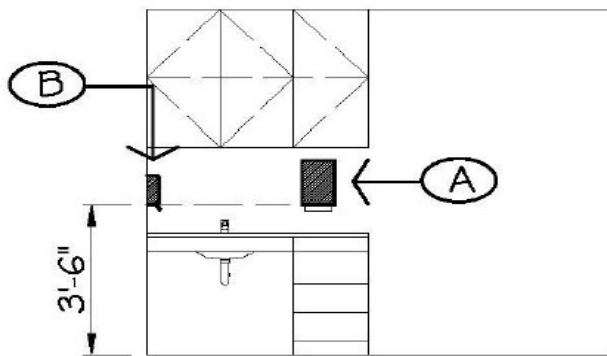
ISSUE DATE: 7-25-2015

APPLICABLE CODES: 2010 ADA & 2019 CBC

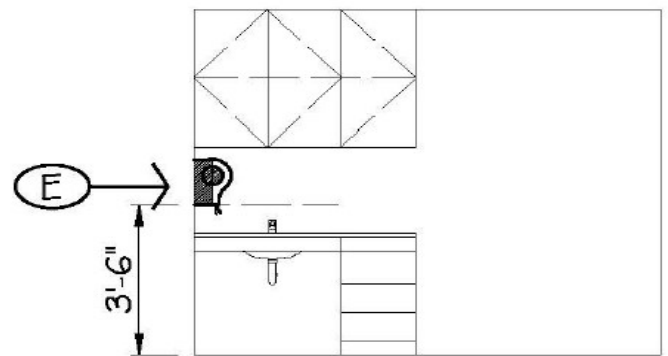
REVISED DATE: 10-16-2019

CBC CODE SECTIONS: 11B-603.5 AND 11B-604.3.2

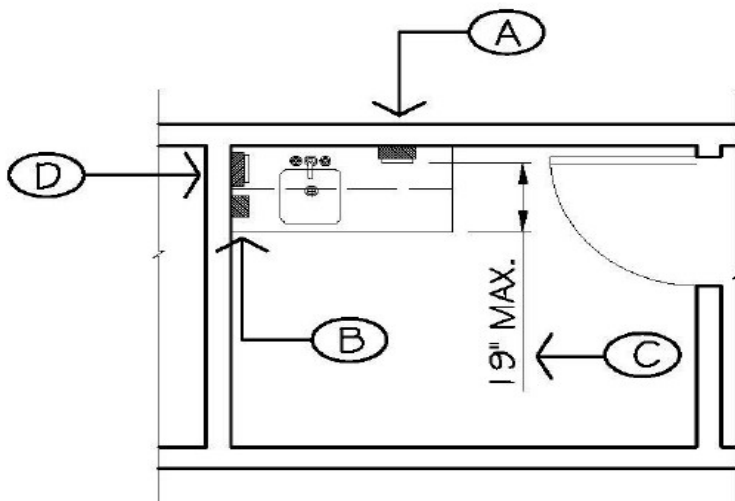
- A: RECOMMEND PLACING PAPER TOWEL DISPENSER (PTD) W/ BOTTOM AT 3'-6" (42") ABOVE FLOOR. CODE REQUIRES THAT PTD BE PLACED WITH OPERABLE PARTS (PAPER TOWELS) AT A 44" MAXIMUM HEIGHT WHEN REACHING OVER COUNTERTOP THAT IS 20" TO 25" DEEP, OTHERWISE 48" MAX. ALLOWED.
- B: RECOMMEND PLACING SOAP DISPENSER (SD) W/ BOTTOM AT 3'-6" (42") ABOVE FLOOR. CODE REQUIRES THAT SD BE PLACED WITH OPERABLE PARTS (DISPENSER ACTIVATOR) AT A 44" MAXIMUM HEIGHT WHEN REACHING OVER A COUNTERTOP THAT IS 20" TO 25" DEEP. OTHERWISE 48" MAX. ALLOWED.
- C: FORWARD RECH IS 25" MAX. AT OPEN COUNTERS WHERE KNEE SPACE IS A MINIMUM OF 27" ABOVE FLOOR. FORWARD REACH AT SINKS IS LIMITED TO 1'-7" (19") DUE TO KNEE SPACE LIMITATIONS.
- D: ALTERNATE LOCATION FOR PAPER TOWEL DISPENSER OR SOAP DISPENSER.
- E: IF USING LARGE PAPER TOWEL DISPENSERS, SET BOTTOM OF DISPENSER AT 3'-6" (42") ABOVE FLOOR. CONFIRM THAT THERE IS PHYSICALLY ENOUGH SPACE TO INSTALL DISPENSER WITH ADEQUATE DISTANCE ABOVE COUNTERTOP TO ALLOW CONFORTABLE OPERATION, CONSULT MFR. RECOMMENDATIONS.



ELEVATION



ELEVATION



FLOOR PLAN