

Toilet Room Mirrors

H2-106



SUTTER HEALTH – PHYSICAL ACCESS COMPLIANCE

H2 NUMBER

AUTHOR: BILL ZELLMER

ISSUE DATE:

7-28-2015

APPLICABLE CODES: 2010 ADA & 2013 CBC

REVISIONS:

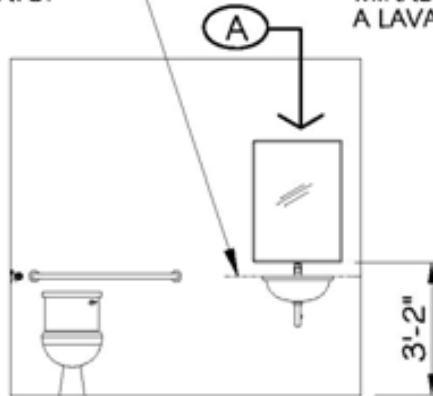
N/A

CBC CODE SECTIONS: 11B-603.3

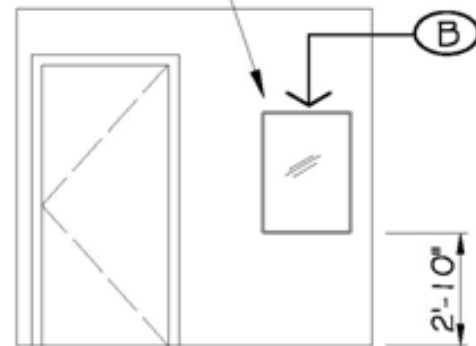
- A: MIRROR AT LAVATORY OR COUNTER: RECOMMEND PLACING BOTTOM OF REFLECTIVE SURFACE OF MIRROR AT 3 FEET TO 2 INCHES (38 INCHES) ABOVE FLOOR. CODE REQUIRES: REFLECTIVE SURFACE OF MIRROR SHALL BE SET AT MAXIMUM OF 3 FEET TO 4 INCHES (40 INCHES) ABOVE THE FLOOR.
- B: MIRROR AT LOCATIONS OTHER THAN ABOVE A LAVATORY OR COUNTER: RECOMMEND PLACING BOTTOM OF REFLECTIVE SURFACE OF MIRROR AT 2 INCHES TO 10 INCHES (34 INCHES) ABOVE FLOOR. CODE REQUIRES: REFLECTIVE SURFACE OF MIRROR SHALL BE SET AT A MAXIMUM OF 2 FEET TO 11 INCHES (35 INCHES) ABOVE THE FLOOR.
- C: RECOMMENDED MINIMUM MIRROR DIMENSION: 2 FEET TO 0 INCHES WIDE BY 3 FEET TO 6 INCHES TALL.

TOP OF LAVATORY OR
TOP OF COUNTERTOP

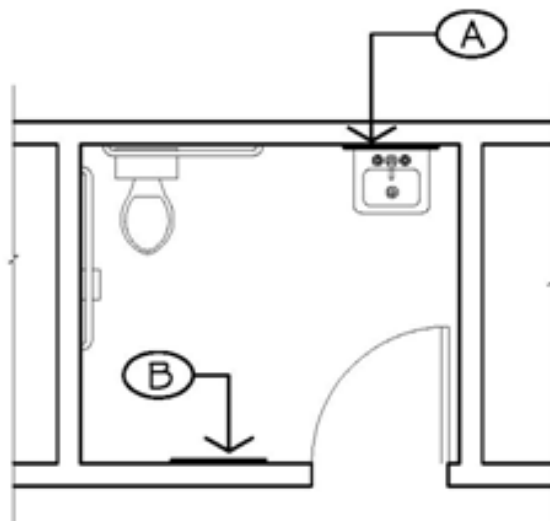
IN THIS EXAMPLE, THE
MIRROR IS NOT SET ABOVE
A LAVATORY OR COUNTER



ELEVATION



ELEVATION



FLOOR PLAN