

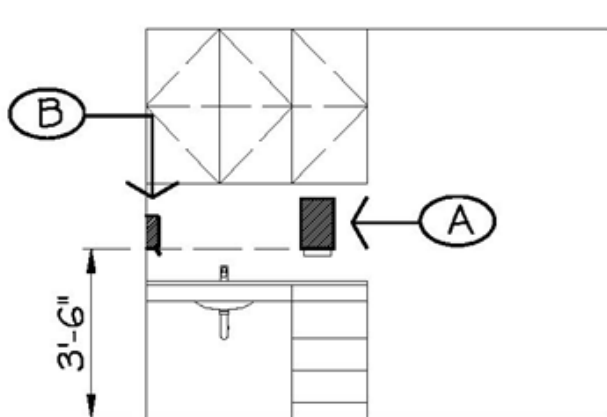
Paper Towel & Soap Dispensers, Non-Toilet Room

H2-109

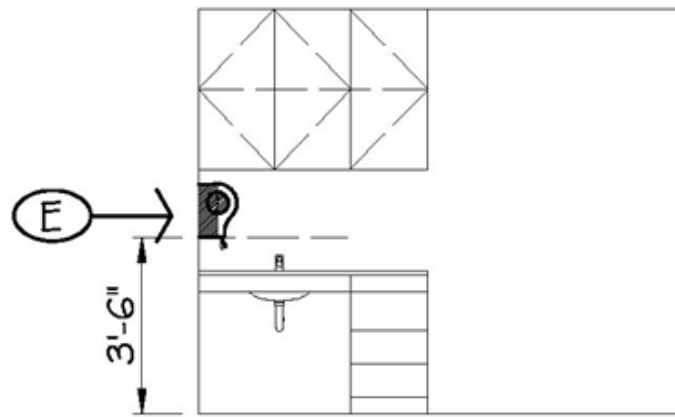


SUTTER HEALTH – PHYSICAL ACCESS COMPLIANCE			H2 NUMBER
AUTHOR:	BILL ZELLMER	ISSUE DATE:	7-28-2015
APPLICABLE CODES:	2010 ADA & 2013 CBC	REVISIONS:	N/A
CBC CODE SECTIONS:	11B-603.5 AND 11B-604.3.2		

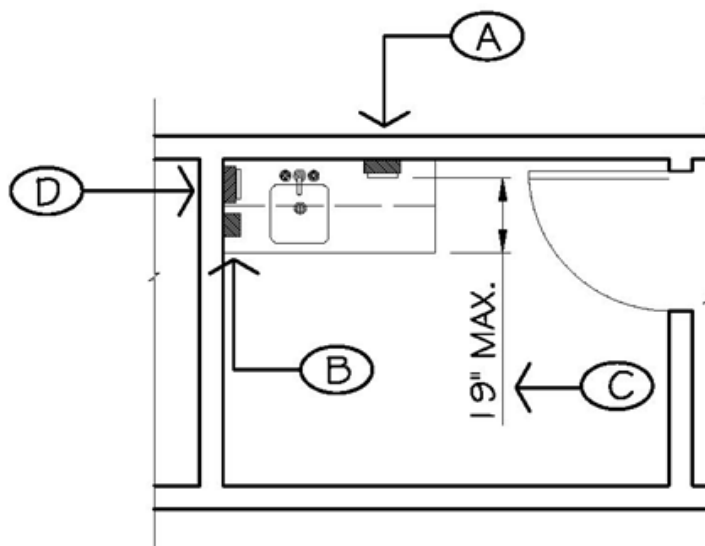
- A: RECOMMEND PLACING PAPER TOWEL DISPENSER (PTD) WITH BOTTOM AT 3 FEET TO 6 INCHES ABOVE FLOOR. CODE REQUIRES THAT PTD BE PLACED WITH OPERABLE PARTS (PAPER TOWELS) AT 44 INCHES MAXIMUM HEIGHT WHEN REACHING OVER A COUNTERTOP THAT IS 20 INCHES TO 25 INCHES DEEP, OTHERWISE 48 INCHES MAXIMUM ALLOWED.
- B: RECOMMEND PLACING SOAP DISPENSER (SD) WITH BOTTOM AT 3 FEET TO 6 INCHES ABOVE FLOOR. CODE REQUIRES THAT SD BE PLACED WITH OPERABLE PARTS (DISPENSER ACTIVATOR) AT 44 INCHES MAXIMUM HEIGHT WHEN REACHING OVER A COUNTERTOP THAT IS 20 INCHES TO 25 INCHES DEEP, OTHERWISE 48 INCHES MAXIMUM ALLOWED.
- C: FORWARD REACH IS 25 INCHES MAXIMUM AT OPEN COUNTERS WHERE KNEE SPACE IS A MINIMUM OF 27 INCHES ABOVE FLOOR. FORWARD REACH AT SINKS IS LIMITED TO 1 FOOT TO 7 INCHES (19 INCHES) DUE TO KNEE SPACE LIMITATIONS.
- D: ALTERNATE LOCATION FOR PAPER TOWEL DISPENSER OR SOAP DISPENSER.
- E: IF USING LARGE PAPER TOWEL DISPENSERS, SET BOTTOM OF DISPENSER AT 3 FEET TO 6 INCHES (42 INCHES) ABOVE FLOOR. CONFIRM THAT THERE IS PHYSICALLY ENOUGH SPACE TO INSTALL DISPENSER WITH ADEQUATE DISTANCE ABOVE COUNTERTOP TO ALLOW COMFORTABLE OPERATION, CONSULT MANUFACTOR RECOMMENDATIONS.



ELEVATION



ELEVATION



FLOOR PLAN