

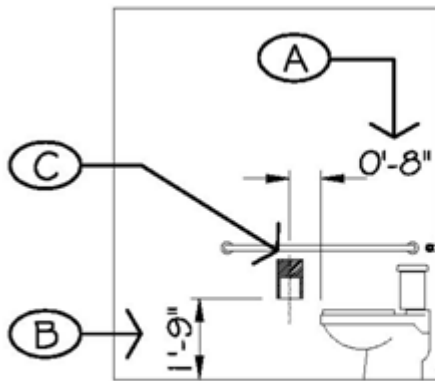
Toilet Paper Dispenser

H2-101

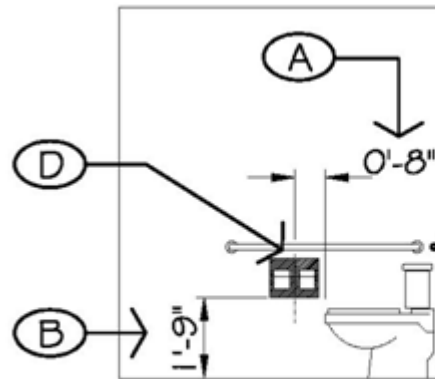


SUTTER HEALTH – PHYSICAL ACCESS COMPLIANCE			H2 NUMBER
AUTHOR:	BILL ZELLMER	ISSUE DATE:	7-28-2015
APPLICABLE CODES:	2010 ADA & 2013 CBC	REVISIONS:	N/A
CBC CODE SECTIONS:	11B-604.7		

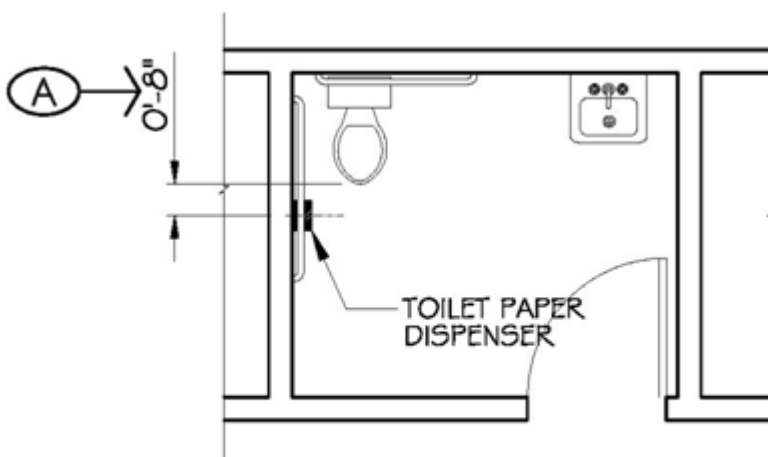
- A: RECOMMEND PLACING CENTERLINE OF “DISPENSER” AT 8 INCHES FROM FRONT EDGE OF TOILET. CODE REQUIRES THAT THEY BE PLACED WITH CENTERLINE BETWEEN 7 INCHES TO 9 INCHES FROM FRONT EDGE OF TOILET.
- B: RECOMMEND LOCATING THE BOTTOM OF THE DISPENSER AT 1 FOOT TO 9 INCHES (21 INCHES) ABOVE THE FLOOR. CODE REQUIRES THAT THE OUTLET OF THE DISPENSER BE SET A MINIMUM OF 19 INCHES ABOVE THE FLOOR.
- C: MAINTAIN 2 INCHES BETWEEN TOP OF DISPENSER AND BOTTOM OF GRAB BAR. CODE REQUIRES THAT THERE BE A MINIMUM OF 1 ½ INCHES BETWEEN A GRAB BAR AND ANY OTHER ELEMENT.
- D: DISPENSER: PER SECTION 11B-604.7 DISPENSERS SHALL NOT BE OF A TYPE THAT CONTROLS DELIVERY OR THAT DOES NOT ALLOW CONTINUOUS PAPER FLOW. IF THERE ARE ANY QUESTIONS REGARDING COMPLIANCE, ASK THE PAC TEAM. WHEN DUAL ROLL DISPENSERS ARE USED, THE DISPENSER MUST BE CENTERED, NOT THE ROLLS.



SINGLE-ROLL ELEVATION



DUAL-ROLL ELEVATION



FLOOR PLAN