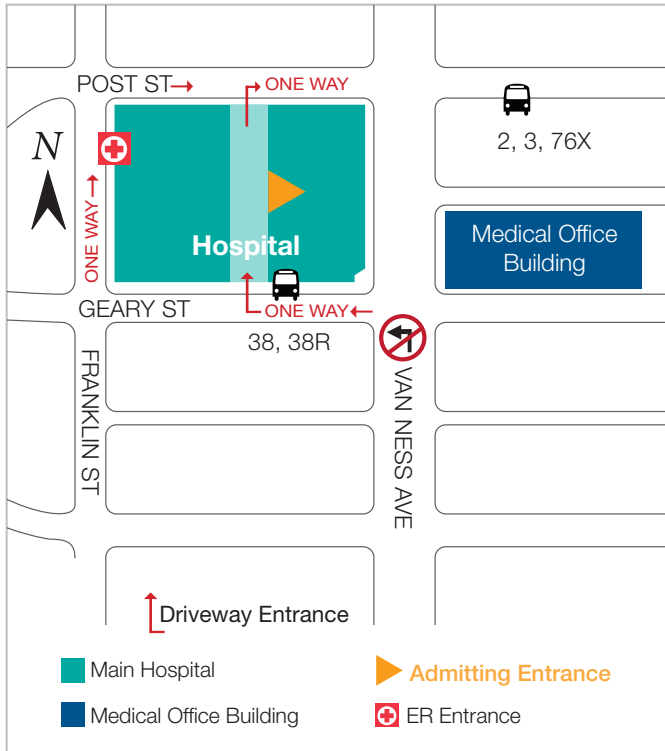


Location for Your Surgery, Test or Procedure



CPMC Van Ness Campus

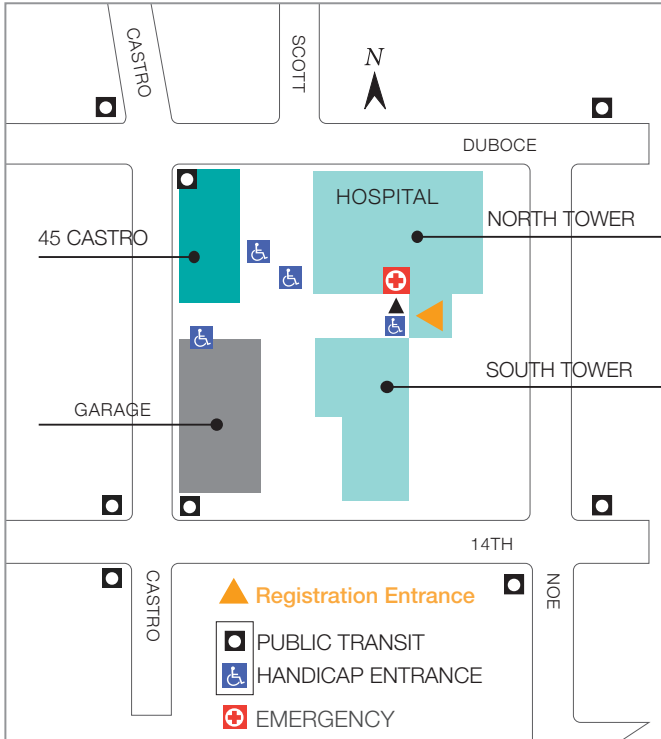
1101 Van Ness Avenue
San Francisco, CA 94109

To begin the pre-registration process call pre-admission testing, Monday through Friday, 8 a.m.-5 p.m. at 415-600-2500, option 1.

On the day of your surgery, test or procedure go directly to the CPMC Van Ness Campus at 1101 Van Ness Avenue.

- ▶ Please enter at the **Geary Street driveway entrance** and follow signs to *Patient Drop Off*, then proceed to the 4th floor check in for your surgery, test or procedure.

Location for Your Surgery, Test or Procedure



CPMC Davies Campus

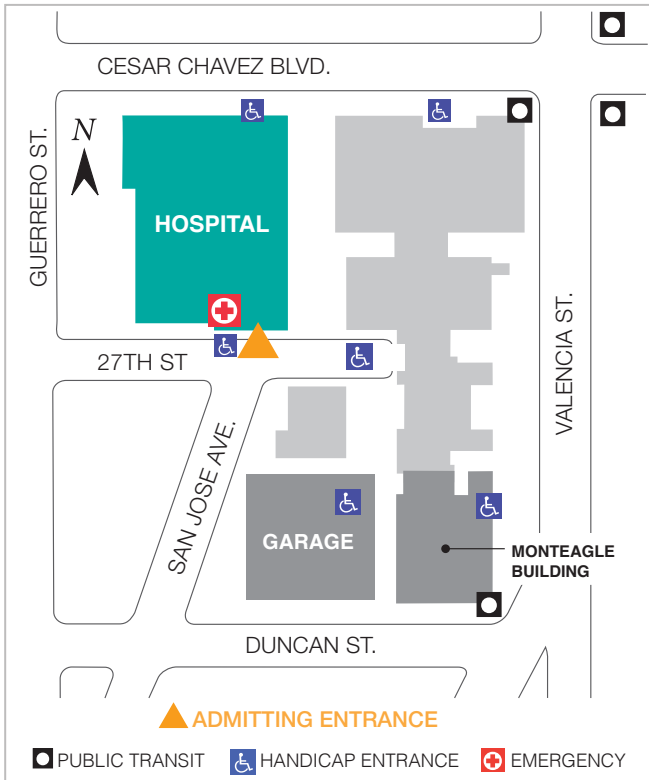
Castro and Duboce Streets
San Francisco, CA 94114

To begin the pre-registration process call pre-admission testing, Monday through Friday, 8 a.m-5 p.m. at 415-600-2500, option 1.

On the day of your surgery, test or procedure go directly to the CPMC Davies Campus at Castro and Duboce Streets.

- ▲ Please check in at registration located at the **main lobby of the South Tower (A Level)**. You will then be escorted to the ambulatory care unit.

Location for Your Surgery, Test or Procedure



CPMC Mission Bernal Campus

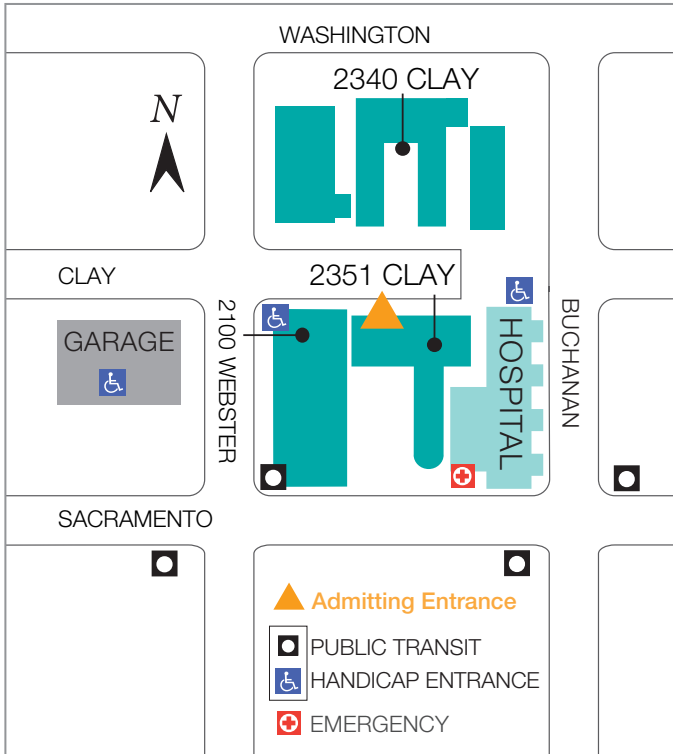
3555 Cesar Chavez Street
San Francisco, CA 94110

To begin the pre-registration process call pre-admission testing, Monday through Friday, 8 a.m-5 p.m. at 415-600-2500, option 1.

On the day of your surgery, test or procedure go directly to the CPMC Mission Bernal Campus at 3555 Cesar Chavez Street.

- ▲ Please enter via the **27th Street entrance**, check in with security and proceed to registration. Once registration is complete continue to the 3rd floor.

Location for Your Surgery, Test or Procedure



CPMC Pacific Heights Campus

2333 Buchanan Street
San Francisco, CA 94115

To begin the pre-registration process call pre-admission testing, Monday through Friday, 8 a.m.-5 p.m. at 415-600-2500, option 1.

On the day of your surgery, test or procedure go directly to the CPMC Pacific Heights Campus at 2333 Buchanan Street.

- ▲ Please enter via the **2351 Clay Street entrance**. From the intersection of Clay and Webster proceed up the Clay St. hill. Take the handicap access door into the building and take the elevator up to the Ambulatory Care Unit on the 6th floor.